

Carta natal


Mohandas Gandhi

02/10/1869 18:27:04 (LMT)  
02/10/1869 13:48:38 UT

21:38:32N 69:36:33E


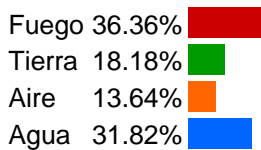
Tropical/geocéntrico  
Carta eclíptica  
Casas: Topocéntrico

ARMC: 288°04'59.03256"



carta-natal.es

Generalidades



Casas (Topocéntrico)

C 1 (AC)	♈	23°29'31"
C 2	♉	25°42'06"
C 3	♊	22°02'30"
C 4	♋	16°40'31"
C 5	♌	13°19'13"
C 6	♍	15°23'33"
C 7	♎	23°29'31"
C 8	♏	25°42'06"
C 9	♐	22°02'30"
C 10 (MC)	♑	16°40'31"
C 11	♒	13°19'13"
C 12	♓	15°23'33"

Planetas

☉	♎	09°23'23"	6
☾	♏	26°47'05"	5
☿	♍	04°03'05"	7
♀	♍	16°59'36"	7
♂	♍	18°43'38"	7
♃	♈	20°08'17" <u>R</u>	1
♄	♏	12°23'46"	8
♅	♋	21°42'01"	4
♆	♈	18°24'16" <u>R</u>	12
♇	♈	17°39'0" <u>R</u>	1

Aspectos

☉	60°	♏	3.01° (A)
♀	0°	♂	1.73° (A)
♀	180°	♃	3.14° (A)
♀	120°	♄	4.71° (A)
♀	150°	♅	1.41° (A)
♀	180°	♆	0.66° (A)
♀	60°	MC	0.32° (A)
♂	180°	♃	1.41° (A)
♂	120°	♄	2.97° (A)
♂	150°	♅	0.32° (S)
♂	180°	♆	1.08° (S)
♃	60°	♄	1.56° (S)
♃	0°	♆	2.49° (A)
♏	120°	♅	6.01° (A)
♄	90°	♅	3.3° (S)

♄	30°	♁	0.75° (A)
♁	120°	MC	0.97° (A)