

**Carta natal**


**Manuel González Pató**

01/03/1913 09:00:00 (AST)  
01/03/1913 13:00:00 UT

18:05:21N 66:34:44W


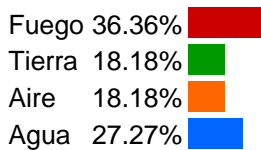
Tropical/geocéntrico  
Carta eclíptica  
Casas: Placidus

ARMC: 287°08'44.4444"



carta-natal.es

Generalidades



**Casas (Placidus)**

C 1 (AC)	♈	21°32'48"
C 2	♉	23°46'02"
C 3	♊	20°38'38"
C 4	♋	15°48'10"
C 5	♌	12°46'07"
C 6	♍	14°36'02"
C 7	♎	21°32'48"
C 8	♏	23°46'02"
C 9	♐	20°38'38"
C 10 (MC)	♑	15°48'10"
C 11	♒	12°46'07"
C 12	♓	14°36'02"

**Planetas**

☉	♈	10°21'30"	11
☾	♉	29°33'09"	9
☿	♈	24°16'24"	12
♀	♈	25°49'26"	1
♂	♈	07°49'48"	10
♃	♉	11°48'29"	9 » 10
♅	♉	28°06'03"	2
♁	♈	05°32'35"	10
♆	♊	23°30'53"R	4
♇	♊	28°01'48"R	3

**Aspectos**

☉	60°	♃	1.45° (A)
☾	90°	♀	5.28° (S)
☾	120°	♀	3.73° (S)
☾	150°	♅	1.45° (S)
☾	180°	♁	1.52° (S)
♀	60°	♅	3.83° (A)
♀	120°	♆	0.76° (S)
♀	90°	♁	3.76° (A)
♀	90°	♆	2.31° (S)
♀	60°	♁	2.21° (A)
♂	0°	♁	2.29° (S)
♅	30°	♁	0.07° (S)